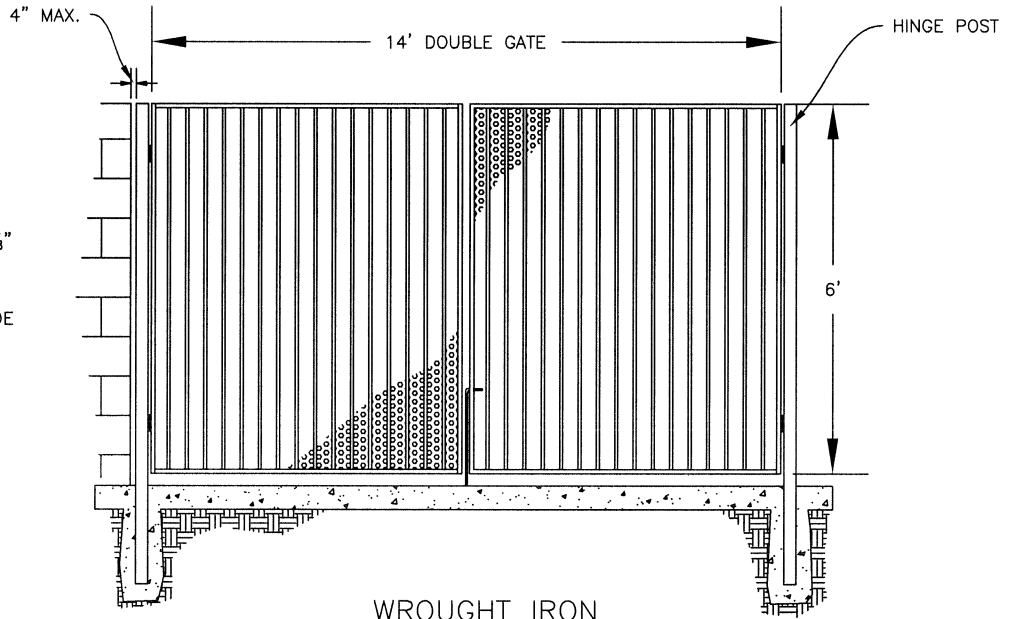
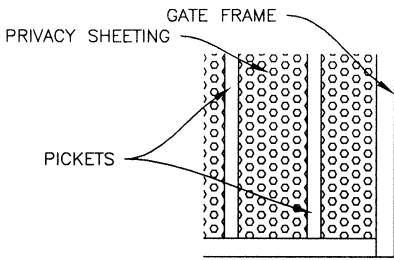


WROUGHT IRON GATE SPECS:

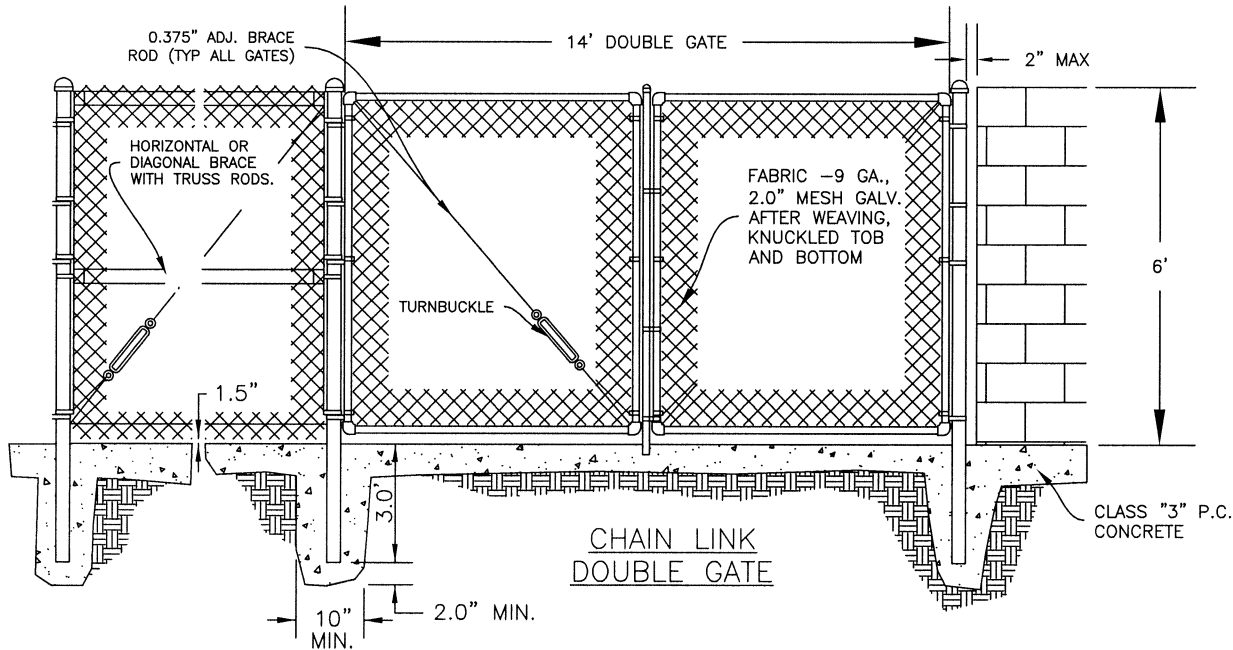
- HINGE POST SHALL BE A MIN. OF 4x4x 3/8" SQ TUBING.
- GATE FRAME SHALL BE A MIN. 1-1/2" SQ. TUBING.
- PICKETS SHALL BE A MIN. 3/4" SQ TUBING WITH 4" MAX CLEAR DIMENSION.
- PRIVACY SHEETING SHALL BE PERFORATED SHEET METAL, 24 GAUGE, 1/8" DIM HOLE, 1/8" STAGGERED CENTER.
- GATE SHALL BE A 14' DOUBLE GATE.
- GATE LATCH SHALL HAVE COMMERCIAL GRADE LOCKING DEVICE FOR 3/8" PADLOCK SHANK OR A LICKING DEVICE THAT CAN BE KEYED TO THE STANDARD K.C.E.S.S. KEY-CORE.



WROUGHT IRON DOUBLE GATE



PRIVACY SHEETING DETAIL



CHAIN LINK DOUBLE GATE

NOTES:

- CURBING AS SPECIFIED BY COUNTY OF KERN DEVELOPMENT STANDARDS, PLATE D-2.
- END, CORNER, AND GATE POSTS SHALL BE BRACED TO THE NEAREST LINE POST WITH GALV. DIAGONAL OR HORIZONTAL BRACES USED AS COMPRESSION MEMBERS AND GALV. 0.375" STEEL TRUSS RODS WITH TURNBUCKLES OR TRUSS TIGHTENERS USED AS TENSION MEMBERS.
- WHEN REDWOOD SUBURBAN SCREEN, OR EQUIVALENT, IS REQUIRED IT SHALL BE CONSTRUCTED SO THAT THE SLATS ARE LOCKED INTO POSITION AND CAN ONLY BE REMOVED WITH TOOLS.
- FRAMES SHALL BE MADE WITH FITTINGS OR WELDS GROUND SMOOTH, AND GALVANIZED.
- CHAIN LINK FENCE FABRIC SHALL CONFORM TO ASTM: A-392, CLASS 1, AND BE INSTALLED IN ACCORDANCE WITH THE REQUIREMENTS OF SECTION 80-4 OF THE "STANDARD SPECIFICATIONS, STATE OF CALIFORNIA, DEPARTMENT OF TRANSPORTATION", APPROVED CURRENT EDITION.

DOUBLE DRIVE GATE

WIDTH-14'
 HEIGHT-6'
 FRAME-1.875" O.D. GALV. PIPE 2.72LB/FT
 COMMERCIAL LOCKING DEVICE WITH DROP ROD

PLOTTED: 02/25/2010

I:\Drafting\Archive\Dev_Std\Rev'd_09\Disk_2\2\0-11 Double Gate.dwg

Revisions Date Desc		6-6-2009 DESIGNED BY: K.L.H. DRAWN BY: B.D.H. CHECKED BY: A.A.	COUNTY OF KERN STATE OF CALIFORNIA DEVELOPMENT STANDARD	DOUBLE GATE SPECIFICATIONS	PLATE NO. D-11
------------------------	--	--	---	--	-------------------