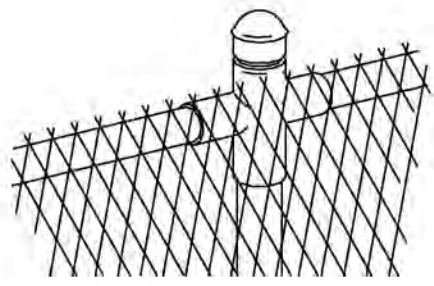


HALF ELEVATION DOUBLE SWING GATE



CHAIN LINK VEHICULAR GATE

NOTES:

1. ALL FOOTINGS SHALL BE 520-C-2500 CONCRETE.
2. EXTENSION POST SHALL BE FURNISHED AND INSTALLED ONLY WHEN SHOWN ON THE PLANS OR CALLED FOR IN THE SPECIAL PROVISIONS:
3. CHAIN LINK FENCE SHALL CONFORM TO THE STANDARD SPECIFICATIONS FOR PUBLIC WORKS CONSTRUCTION UNLESS SPECIFICALLY NOTED ON THE DRAWING.
4. CHAIN LINK FABRIC SHALL HAVE KNUCKLED FINISH ON TOP EDGE.

LEGEND ON PLANS



SHEET 1 OF 2

REVISION	BY	APPROVED	DATE
ORIGINAL	SM	A. OSKOUI	12/03
UPDATE	KA	J. NAGELVOORT	01/12

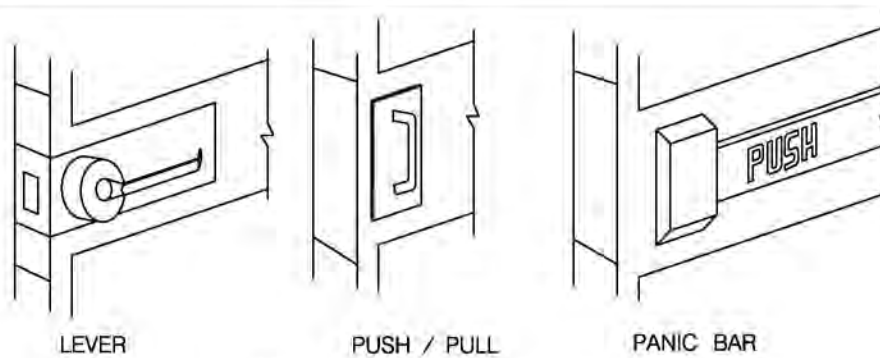
CITY OF SAN DIEGO - STANDARD DRAWING

**CHAIN LINK GATE**

RECOMMENDED BY THE CITY OF SAN DIEGO STANDARDS COMMITTEE

*H. Hadali* 1/31/2012  
COORDINATOR R.C.E. 85271 DATE

DRAWING NUMBER **SDM-114**

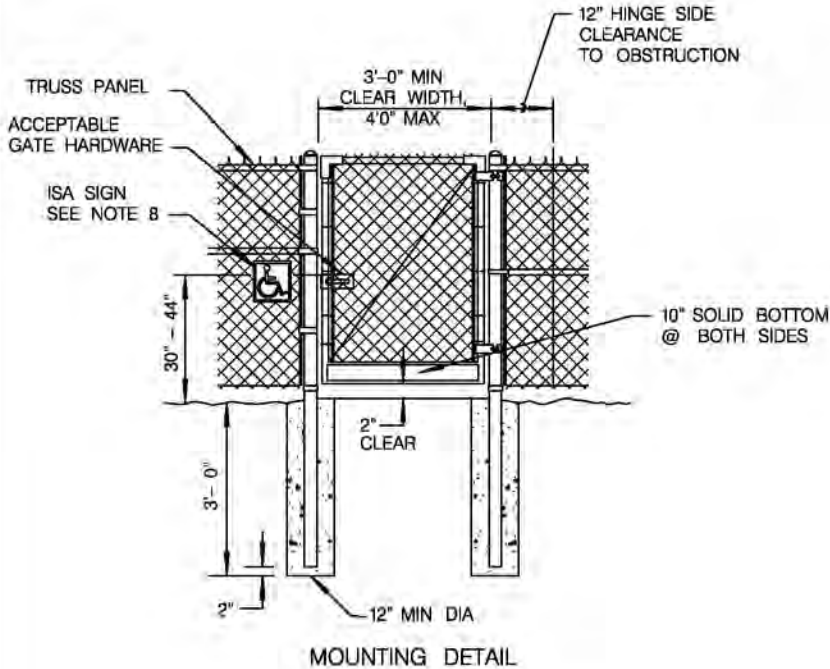


LEVER

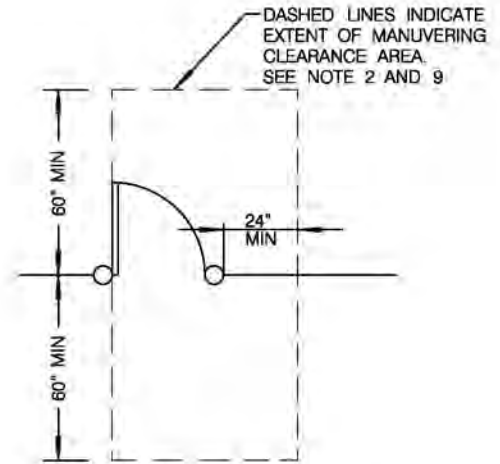
PUSH / PULL

PANIC BAR

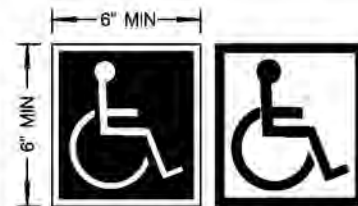
ACCEPTABLE GATE HARDWARE



MOUNTING DETAIL



LEVEL MANEUVERING CLEARANCE



INTERNATIONAL SYMBOL OF ACCESSIBILITY SIGN (ISA)

CHAIN LINK PEDESTRIAN GATE

NOTES

1. GATES THAT ARE ACCESSIBLE TO AND USABLE BY PERSONS WITH DISABILITIES SHALL BE PROVIDED WITH AT LEAST ONE INTERNATIONAL SYMBOL OF ACCESSIBILITY SIGN AS SHOWN ABOVE.
2. THE RUNNING AND CROSS SLOPE WITHIN THE LEVEL MANEUVERING CLEARANCE AREA SHALL BE 1.5% AND DESIGNED TO PREVENT WATER FROM ACCUMULATING WITHIN THE ENTIRE SURFACE.
3. IF THE GATE IS NOT SELF - CLOSING, PROVIDE ACCEPTABLE GATE HARDWARE ON BOTH SIDES.
4. PROVIDE 3/8" DIAMETER TENSION ROD AND TIGHTENER FOR GATES THAT ARE OVER 3' IN WIDTH.
5. IF PROVIDED, TIE FABRIC TOP AND FRAME WITH 11 GAUGE WIRE.
6. LATCHING AND LOCKING GATES THAT ARE HAND OPERATED SHALL BE OPERABLE WITH A SINGLE EFFORT NOT TO EXCEED 5-POUND PRESSURE.
7. THE SYMBOL CONTRAST ON SIGN SHALL BE LIGHT ON DARK OR DARK ON LIGHT.
8. MOUNTING HEIGHT - THE SIGN SHALL BE INSTALLED ON THE FENCE /WALL ADJACENT TO THE LATCH OUTSIDE OF THE DOOR. IT SHALL BE MOUNTED TO THE CENTERLINE OF THE ACCEPTED GATE HARDWARE. MOUNTING LOCATION SHALL BE DETERMINED SO THAT A PERSON MAY APPROACH WITHIN 3" OF SIGNAGE WITHOUT ENCOUNTERING PROTRUDING OBJECTS OR STANDING WITHIN THE SWING DOOR.
9. LANDING & APPROACH SPACE SHALL COMPLY WITH CURRENT CBC TITLE 24 AND ADA /ADAS.

LEGEND ON PLANS



SHEET 2 OF 2

REVISION	BY	APPROVED	DATE
ORIGINAL	SM	A. OSKOUI	12/03
ORIGINAL	FC	A. OSKOUI	12/06
UPDATE	KA	J. NAGELVOORT	01/12

CITY OF SAN DIEGO - STANDARD DRAWING

**CHAIN LINK GATE**

RECOMMENDED BY THE CITY OF SAN DIEGO STANDARDS COMMITTEE

*A. Hadali*

1/31/2012

COORDINATOR R.C.E. 85271 DATE

DRAWING NUMBER

**SDM-114**