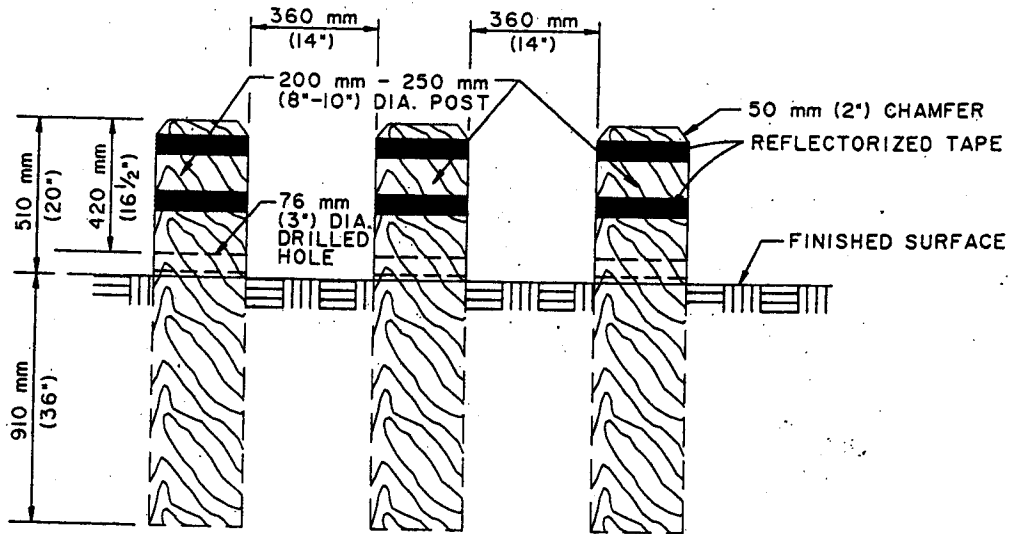
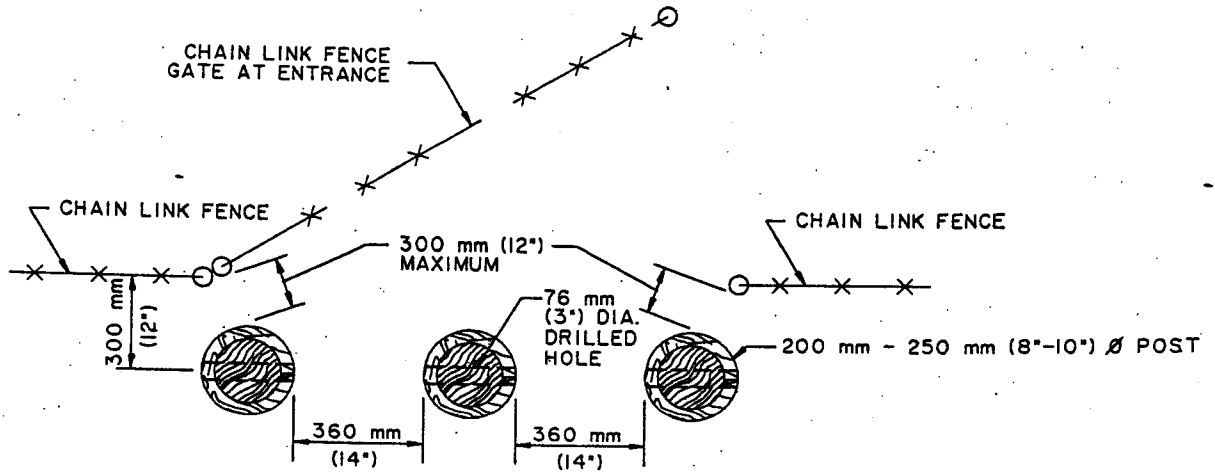


REV. 1/95: ADDED TYPE B

# TYPE A



ELEVATION



PLAN

**NOTES:**

1. POSTS SHALL BE TREATED DOUGLAS FIR.
2. POSTS SHALL BE PAINTED WITH YELLOW TRAFFIC PAINT. APPLY 2 ROWS OF REFLECTORIZED TAPE 100 mm (4") APART TO THE TOP OF EACH POST.
3. THE NUMBER OF POSTS VARIES WITH THE WIDTH OF ENTRANCE.
4. DIMENSIONS SHOWN ON THE PLAN FOR METRIC AND ENGLISH UNITS ARE NOT EXACTLY EQUAL VALUES. IF METRIC UNITS ARE USED, ALL VALUES USED FOR CONSTRUCTION SHALL BE METRIC VALUES. IF ENGLISH UNITS ARE USED, ALL VALUES USED FOR CONSTRUCTION SHALL BE ENGLISH VALUES.

LOS ANGELES COUNTY DEPARTMENT OF PUBLIC WORKS

EQUESTRIAN AND BICYCLE ENTRANCE

STANDARD PLAN  
METRIC

6003-2

APPROVED

*Thomas A. G. Thompson*  
DIRECTOR OF PUBLIC WORKS

5/31/1992  
DATE

1995, 1999

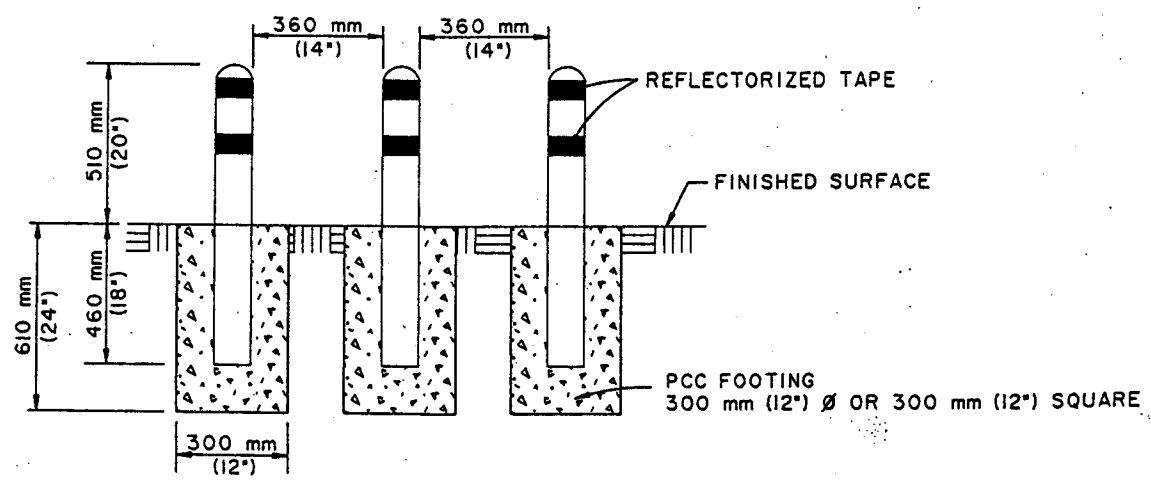
REVISIONS

SHEET 1 OF 2

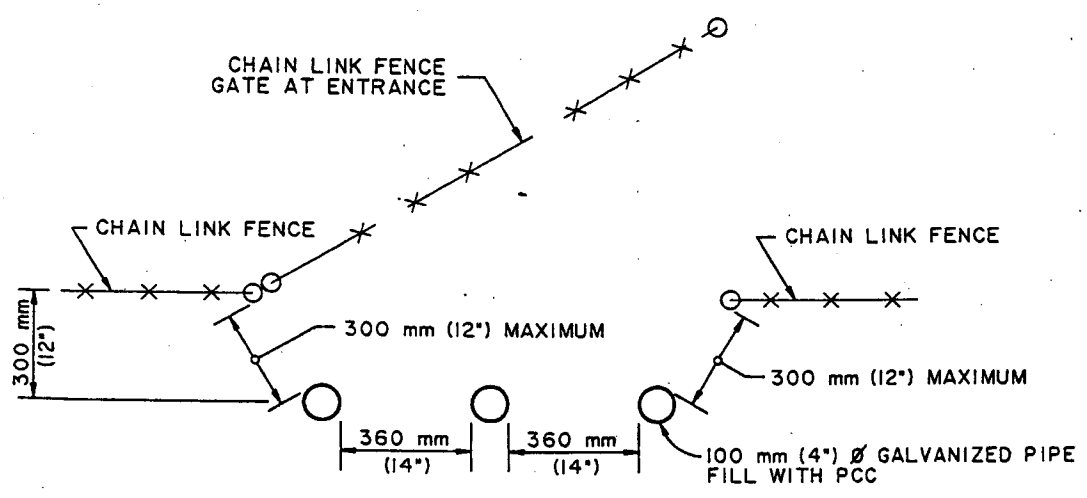
STDPLNS.DPW.6003-0 (AG)

REV. 1/95: ADDED TYPE B

# TYPE B



## ELEVATION



## PLAN

### NOTES:

1. POSTS SHALL BE PAINTED WITH YELLOW TRAFFIC PAINT. APPLY 2 ROWS OF REFLECTORIZED TAPE 100 mm (4") APART TO THE TOP OF EACH POST.
2. THE NUMBER OF POSTS VARIES WITH THE WIDTH OF ENTRANCE.
3. DIMENSIONS SHOWN ON THE PLAN FOR METRIC AND ENGLISH UNITS ARE NOT EXACTLY EQUAL VALUES. IF METRIC UNITS ARE USED, ALL VALUES USED FOR CONSTRUCTION SHALL BE METRIC VALUES. IF ENGLISH UNITS ARE USED, ALL VALUES USED FOR CONSTRUCTION SHALL BE ENGLISH VALUES.

LOS ANGELES COUNTY DEPARTMENT OF PUBLIC WORKS

# EQUESTRIAN AND BICYCLE ENTRANCE

STANDARD PLAN  
 METRIC  
**6003-2**  
 SHEET 2 OF 2