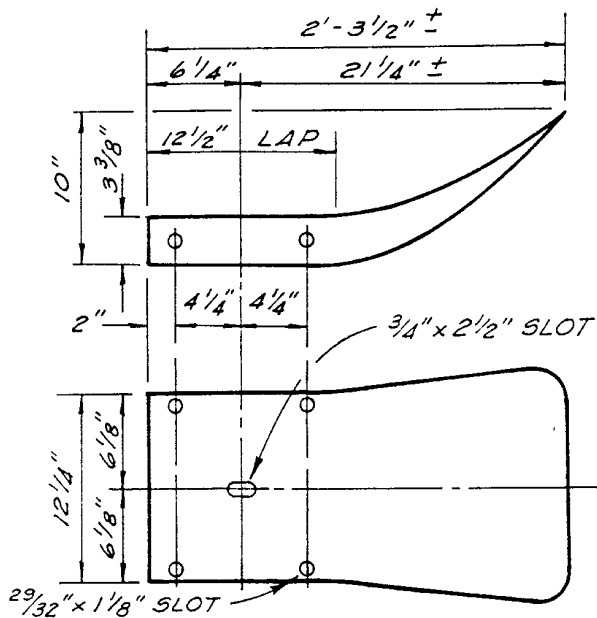
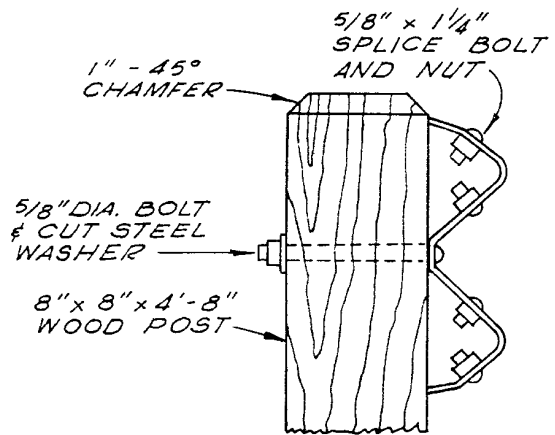


INSTALLATION

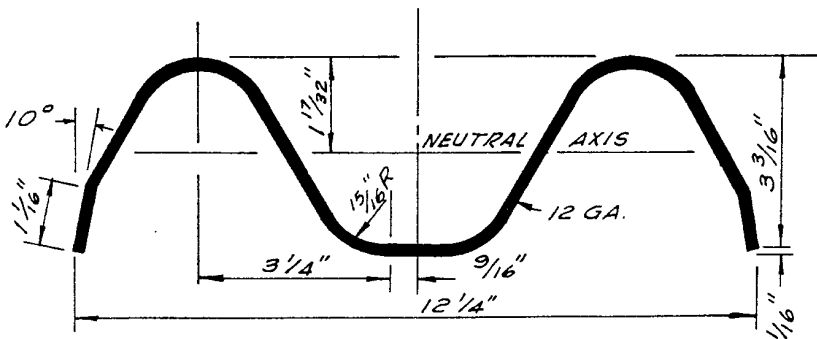
* ONE TYPE 'N' SHALL BE PLACED IN THE CENTER OF EACH TRAVEL LANE IN A DEAD END SITUATION.



TERMINAL SECTION




POST ARRANGEMENT



RAIL SECTION

- NOTES:**
1. RAIL TO BE MFG. BY ARMCO OR APP'D EQUAL.
 2. POSTS SHALL BE TREATED DOUGLAS FIR OR REDWOOD PER STATE STANDARD.
 3. GALVANIZED FINISH REQUIRED ON ALL METAL PARTS.
 4. LENGTH OF THE METAL BEAM GUARD RAILING SHALL BE IN MULTIPLES OF 12'-6" PLUS 1'-9" FOR EACH END PIECE.

Revised	Drawn K.E.E. Date MAY '65	CITY OF CORONA	PUBLIC WORKS DEPARTMENT
3 / 86	Approved Date 6-65		
 Director of Public Works		BARRICADE	STD. PLAN
			109