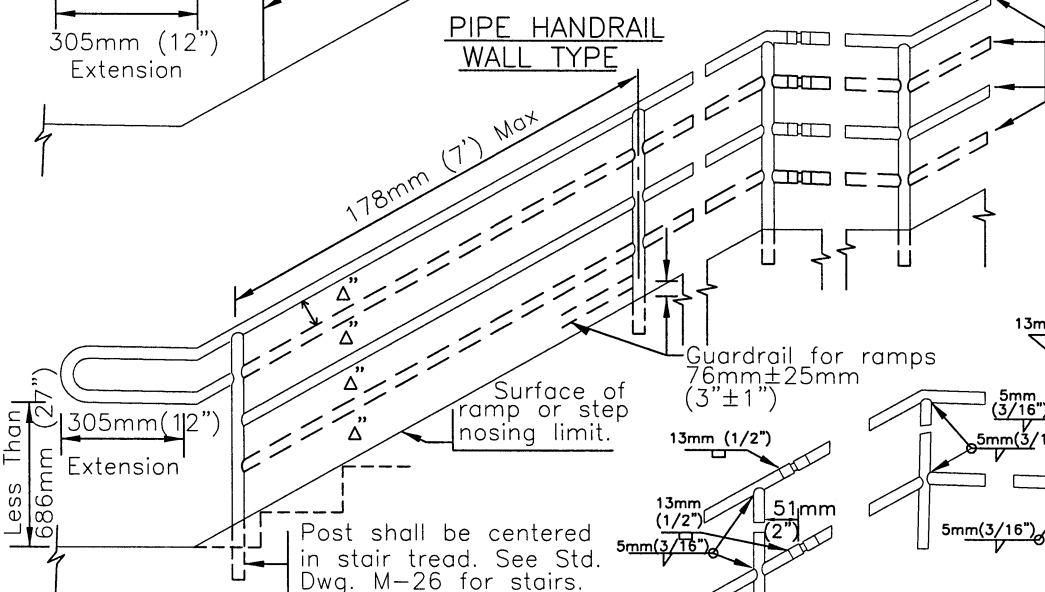
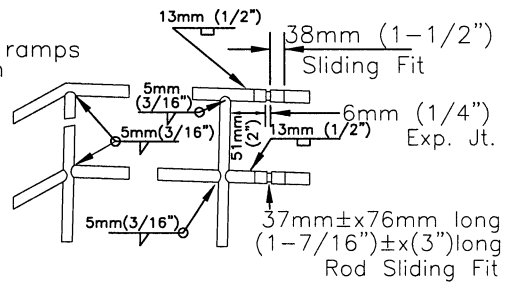


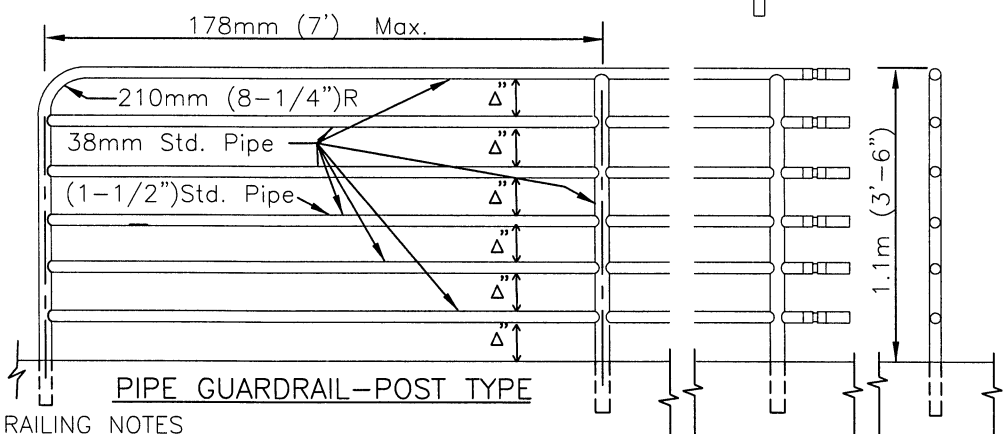
HANDRAIL BRACKET



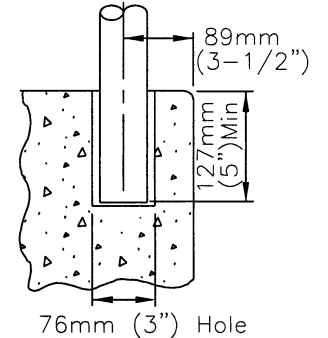
PIPE HANDRAIL WALL TYPE



WELDING DETAILS




PIPE GUARDRAIL-POST TYPE



MOUNTING DETAIL

RAILING NOTES

1. 6mm (1/4") Expansion joints @ 4.9m (16') ± centers.
2. Weld and grind smooth all connections.
3. All railing to be hot dip galvanized after fabrication.
4. Pipe shall seamless steel ASTM A53 Grade B.
5. Maximum = Δ102mm (4"). Guardrails and handrails for stairs and ramps more than 762mm (30") above have intermediate rails equally spaced such that a sphere 102mm (4") in diameter cannot pass through.
6. Handrail extension for stairs, at all bottom risers, shall be 305mm (12") plus one tread width.

Revision	By	Approved	Date	SAN DIEGO REGIONAL STANDARD DRAWING	RECOMMENDED BY THE SAN DIEGO REGIONAL STANDARDS COMMITTEE
ORIGINAL		G.Parkinson	2/95		
Add Metric		T. Stanton	03/03	PEDESTRIAN PROTECTIVE RAILING DETAILS No. 1	 Chairperson R.C.E. 19246 Date