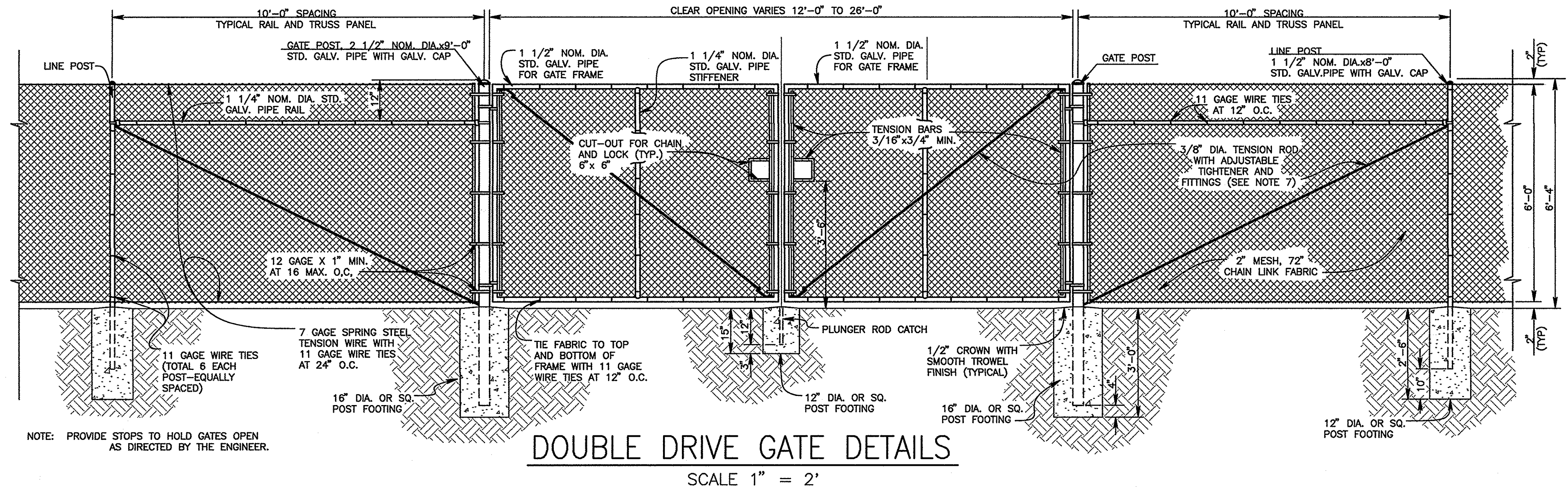



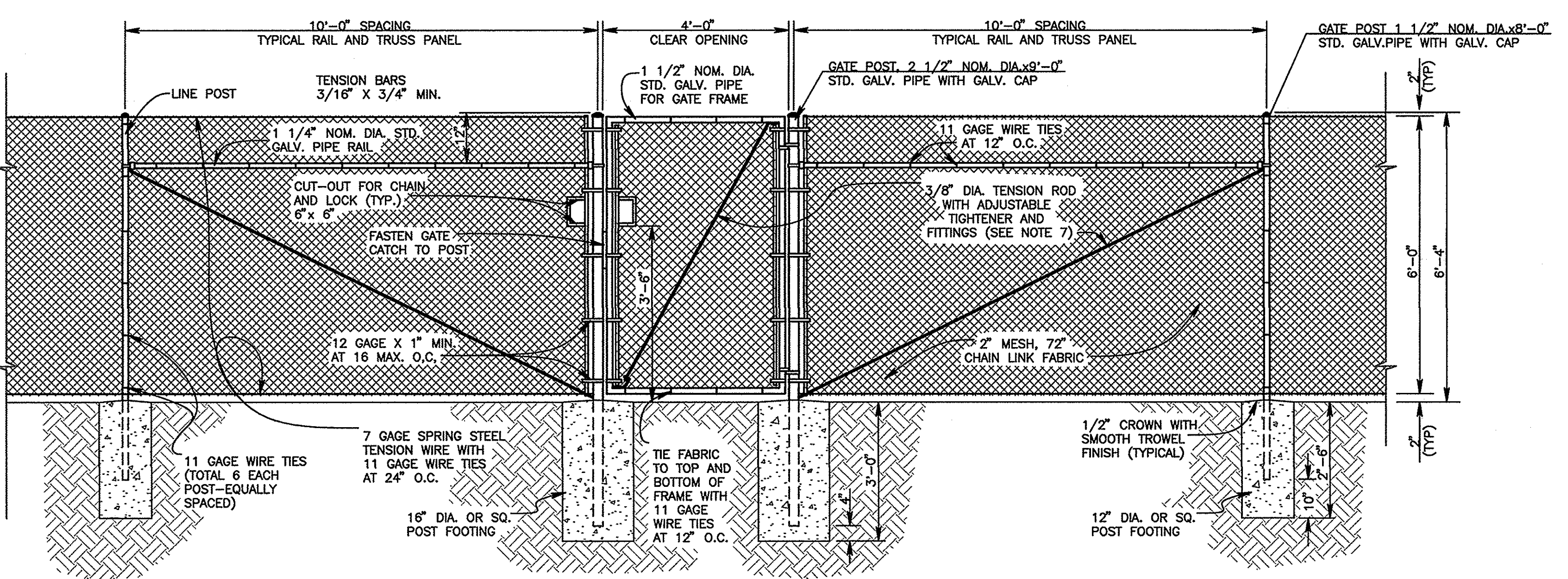
**PIPE MATERIAL LIST**

Nominal Diameter (Inches)	Outside Diameter (Inches)	Inside Diameter (Inches)	Weight per Foot Lbs.
1 1/4	1.660	1.380	2.270
1 1/2	1.900	1.610	2.720
2	2.375	2.067	3.650
2 1/2	2.875	2.469	5.790
3	3.500	3.068	7.580
3 1/2	4.000	3.548	9.110
4	4.500	4.026	10.790
6	6.625	6.065	18.970
8	8.625	7.981	28.55



**GENERAL NOTES**

- ALL CHAIN LINK FENCE MATERIALS, FITTINGS AND INSTALLATION SHALL CONFORM TO THE LATEST EDITION OF THE DEPARTMENT OF TRANSPORTATION STANDARD SPECIFICATIONS, SECTION 80, "FENCES" AND THIS SPECIAL DRAWING.
- THE FENCE FABRIC SHALL BE PLACED ON THE OUTWARD FACING SIDE OF THE POSTS, STRETCHED TAUT, AND SECURELY FASTENED, UNLESS OTHERWISE SHOWN ON THE PLANS.
- CLEARANCE BETWEEN RIGHT-OF-WAY AND FENCE FABRIC SHALL BE 6' UNLESS OTHERWISE SHOWN ON THE PLANS.
- ALL GATES SHALL OPEN INWARD, EXCEPT IF OTHERWISE NOTED IN SPECIAL PROVISIONS.
- ALL CHAIN LINK FENCE MATERIALS, FITTINGS AND INSTALLATION SHALL CONFORM TO THE LATEST EDITION OF THE DEPARTMENT OF TRANSPORTATION STANDARD SPECIFICATIONS, SECTION 80, "FENCES" AND THIS SPECIAL DRAWING.
- SECURE GALVANIZED CAP TO POST WITH 1/4" GALVANIZED ROUND HEAD RIVET, OR TRACK WELD.
- ADJUSTABLE TIGHTENER SHALL BE TURNBUCKLE OR EQUIVALENT, HAVING A 6" MINIMUM TAKEUP.
- DIAMETER SIZE OF LINE, INTERMEDIATE, CORNER, END AND GATE POSTS TO BE AS SHOWN ON THIS SPECIAL DRAWING.
- ALL BOLTED HARDWARE ITEMS SHALL ALSO BE TACK WELDED IN SUCH A MANNER AS TO PREVENT REMOVAL BY UNAUTHORIZED INDIVIDUALS.
- ALL FENCE FABRIC SHALL HAVE A 12" WIDE HORIZONTALLY PAINTED STRIPE ALONG THE CENTER OF THE FABRIC. THE PAINT SHALL BE A REFLECTIVE TYPE ORANGE OR APPROVED EQUAL. AFTER FENCE FABRIC HAS BEEN PAINTED, A SAMPLE OF SAID PAINT SHALL BE GIVEN TO THE SAN BERNARDINO COUNTY FLOOD CONTROL DISTRICT, OPERATIONS DIVISION, ALONG WITH MANUFACTURER'S NAME AND PAINT SPECIFICATIONS.
- THE FENCE FABRIC SHALL BE 11 GAUGE UNLESS OTHERWISE SPECIFIED.



REVISIONS			
MARK	DATE	DESCRIPTION	BY:

**SAN BERNARDINO COUNTY  
FLOOD CONTROL DISTRICT**

DRAWN BY DJN	DESIGNED BY MM/DJN	PROJ. ENGR. MM	MAINTENANCE/CONSTRUCTION REVIEW BY	RECOMMENDED/APPROVED BY
SUBMITTED BY			NAME YARD SUPERVISOR	DATE
MERYAT MIKHAIL, P.E. ENGINEERING DIVISION			NAME RESIDENT ENGINEER	DATE
			KEVIN BLAKESLEE, P.E. DEPUTY DIRECTOR, FLOOD CONTROL	DATE
			GRANVILLE M. BOWMAN, P.E. DIRECTOR OF PUBLIC WORKS	DATE

**FONTANA-RIALTO DRAINAGE SYSTEM**

**CACTUS BASINS NO. 3  
BOUNDARY FENCING  
SPEC. DRWG. I**

**6" CHAIN LINK FENCE  
(TYPE CL-6 = 72" FABRIC)**

DATE Dec 2010	SCALE AS SHOWN	FILE NO. 4-451-	SHEET NO. FCD-1
------------------	-------------------	--------------------	--------------------